

# **Kiwanis International Youth Protection**

**Policy Training for Clubs  
2024**



# Learning Objectives

- Why Youth Protection Matters
- ABCs of Youth Protection
  - Accessible, High-quality Training and Resources
  - Background Checks and Beyond
  - Culture of Care
- Tips for Club Success
- KI Contact information



# Why Youth Protection Matters

Youth clubs		MEMBERS	CLUBS	NATIONS/ GEOGRAPHIC AREAS	AUDIENCE
	<a href="http://keyclub.org">keyclub.org</a>	204,917	5,877	45	Students age 14-18
	<a href="http://buildersclub.org">buildersclub.org</a>	26,976	1,124	21	Students age 11-14
	<a href="http://k-kids.org">k-kids.org</a>	22,724	988	23	Students age 6-12
	<a href="http://aktionclub.org">aktionclub.org</a>	5,738	564	13	Adults with disabilities
	<a href="http://cirdek.org">cirdek.org</a>	8,463	580	20	College and university students



# Why Youth Protection Matters



When people know youth have been educated on this topic, they are less likely to target those youth.

Education increases disclosures, which leads to interrupting additional abuse and to more youth getting help.



# Who Experiences Abuse

Worldwide: during childhood, across all ages and socioeconomic levels, ethnicities, genders, and big or small communities:

- 1 in 5 girls 
- 1 in 13 boys 

report experiencing child sexual abuse (actual numbers are estimated to be higher).\*

\*World Health Organization, 2022



# Youth May Know Their Abusers


- They often meet at camp, school, sports programs, religious or community organizations, or on the internet
- Of all youth sexual abuse:
  - 29% is by family member
  - 11% is by strangers
  - 60% is by someone else the youth knows



# Where Abuse Happens



# Abuse Also Happens Online



- Bullying, grooming, and solicitation are concerns
- Varied concerns: visually explicit material, fantasy, and off-line contact
- 80% of perpetrators are known to victims
- Generally, perpetrators portray themselves as minors
- Use strategies such as gaining access and isolation
- Sexual topics often introduced in first day of contact
- Majority take conversations off-line
- Minors who have sexual relationship off-line typically consider it consensual





# How Abuse Affects Youth

Abused youth may:

- Think they can't trust anyone
- Think its their fault or that they could have stopped it
- Feel angry, sad, guilty, or confused
- Have mood swings
- Lose interest in activities
- Act out in sexual ways



# Kiwanis Youth Protection Goals

**Protect, educate, and engage all Kiwanis members - youth and adult**

- Protect youth from predators
- Provide youth with skills and tools designed to inspire and engage future leaders to be their best
- Empower and educate adult members with best practices when working with youth



# How to Meet our Goals

Prevent adult-to-youth abuse and peer-to-peer abuse

- Identify concerning behaviors
- Monitor and supervise youth
- Report emergencies or red flag incidents
- Model safe appropriate behaviors



# Youth Protection ABCs

- ✓ **A – Accessible, high-quality training and resources**
- ✓ **B – Background checks and beyond**
- ✓ **C – Culture of Care**



# Accessible Training



DISTRICTS HAVE FORUMS  
OR WORKSHOPS AT  
CONVENTIONS AND  
CONFERENCES



DISTRICT YOUTH  
PROTECTION MANAGERS  
CAN TRAIN CLUBS  
VIRTUALLY OR IN-PERSON



# Accessible Club Training

## Club-level (group), Annual, Youth Protection Policy Training

- Every Kiwanis club is expected to inform and educate its members on these guidelines
- Use these slides or video of this webinar, both on website
- Club secretaries report training completed on Kiwanis Connect Secretary Dashboard



# Accessible On-line Youth Protection Courses

## [www.PraesidiumAcademy.com](http://www.PraesidiumAcademy.com)



Refresh every 2 years



Some courses available in French and Spanish

Course	SLP Youth Protection & Risk Managers	SLP DAs & Advisors (CKI, Builders and Key Clubs)	SLP DAs & Advisors (K-Kids and Aktion Clubs)	Non-advisor Members (Gov, LTG, Club Officers) & Non-member Chaperones (Faculty, Parent, Spouse)
Abuse Risk Management for Volunteers	X	X	X	X
Social Media Safety	X	X	X	X
Preventing Sexual Activity Among Adolescents	X	X		X
Duty to Report	X	X	X	
Meet Sam	X	X	X	
It Happened to Me	X	X	X	
Safety Equation: Monitoring & Supervision	X		X	

# How to Log In to Praesidium Academy

Kiwanis members self-initiate a learner account:

1. In Kiwanis Member portal, click “Create Praesidium account”
2. Check your email for invitation to access account
3. Click on forgot password to create a new password





# Accessible Resources



RECORDED  
WEBINARS



POWER POINT  
SLIDE DECK

A screenshot of the Youth Protection website navigation menu. The page has a white background with a blue header and footer. The main content area is white and contains a grid of blue buttons with white text. The buttons are arranged in three rows. The first row contains 'BACKGROUND CHECKS', 'YP TRAINING', and 'POLICIES AND PROCEDURES'. The second row contains 'CULTURE OF CARE', 'HELPLINE', and 'YOUTH PROTECTION WEEK'. The third row contains 'BLOGS' and 'HELP'. The URL 'www.Kiwanis.org/youthprotection' is displayed at the bottom of the screenshot.

**YOUTH PROTECTION**

As the premier provider of youth service clubs and programs, Kiwanis International holds itself and its members to the highest standards of conduct and awareness. Each year, more than 300,000 youth take part in Kiwanis Service Leadership Programs like K-Kids, Builders Club and Key Club. And Kiwanis reaches millions more youth around the world through club and district service projects. When we work with and mentor youth during projects and activities, their care and welfare are entrusted to us. Kiwanis members must know how to protect the youth with whom we interact. When we all share this commitment, we also protect ourselves and the organization we value. Kiwanis International has taken extensive action to equip Kiwanis clubs, districts and Service Leadership Programs with the tools to provide safe and secure environments for youth.

**BACKGROUND CHECKS**   **YP TRAINING**   **POLICIES AND PROCEDURES**


**CULTURE OF CARE**   **HELPLINE**   **YOUTH PROTECTION WEEK**

**BLOGS**   **HELP**

[www.Kiwanis.org/youthprotection](http://www.Kiwanis.org/youthprotection)



# Background Checks

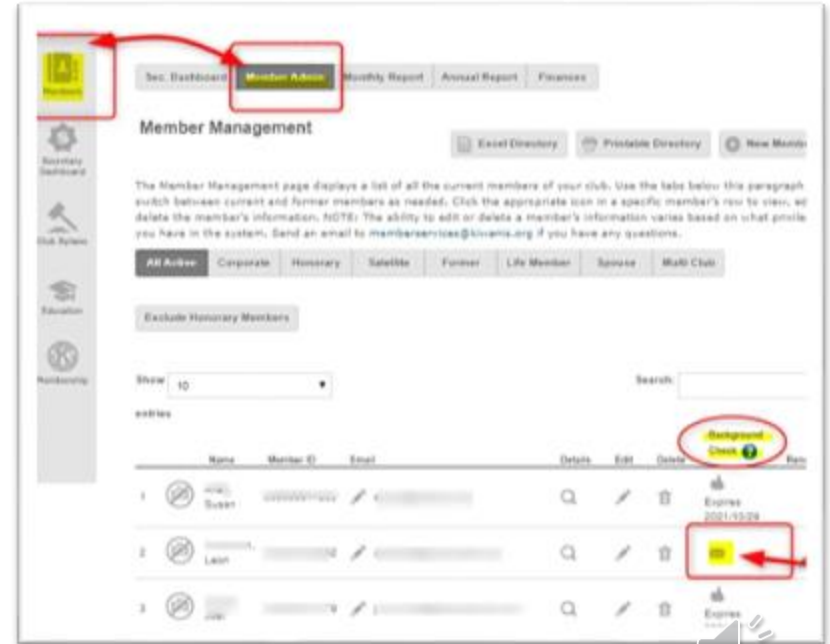


- Good for 2 years
- May take 2+ weeks; submit names in advance
- Kiwanis contracts with Safe Hiring Solution's "Safe Visitor" online application portal
  - Individual email link is sent to email on file *\*Check spam folder\**
  - Searches county, state/province, national criminal records
- California residents have a different process. See: <https://www.kiwanis.org/policy-requirements-for-california-volunteers/>



# How to get Kiwanis Background Check

- **U.S.** Kiwanis secretaries or members click 'envelope' icon to generate individual member link (**check spam folder**)
- **Caribbean/international** Kiwanis secretaries and members request individual links by emailing [backgroundchecks@Kiwanis.org](mailto:backgroundchecks@Kiwanis.org)
- **Canadian/French** Kiwanis secretaries and members request local background/ Vulnerable Sector Check; mail/email to Kiwanis Intl.



# Paying For Background Checks

## Cost:

- US\$35 for SLP advisors (Kiwanis and faculty) plus SLP official event chaperones; remaining cost subsidized by Kiwanis Youth Programs
- Other roles not subsidized; additional fees may be charged due to local, state or country court costs

## How to pay:

- Individuals can pay by credit card when completing a background check application form
- Clubs wanting to pay for an advisor/member's background check have two options:
  - Reimburse the individual or
  - Set up a club direct bill account with Safe Hiring Solutions to directly invoice club when background check is initiated

Note: Only background checks conducted through Kiwanis International are accepted



# Youth Protection Requirements by Leadership Position

Leadership Position	Current KI Background Check	Review YP Policy Annually	Praesidium Courses
Kiwanis International Board/KYP Board	X	X	
District Governor or Gov-Elect	X	X	Required for some districts' distinguished awards
District Youth Protection or Risk Manager	X	X	7 courses
SLP District Admin or Kiwanis Advisor	X	X	6 courses
Faculty Advisor (not KI member)	If serving as chaperone off campus	X	3 courses if serving as chaperone off campus
SLP Event Chaperone	X	X	3 courses
Kiwanis club officer or volunteer with community (non-SLP) youth		X	

# Beyond: Other Important Policies



# Chaperone-to-Youth Ratio Requirements



- Single-day SLP event = minimum 1 background checked adult\* per 50 youth
- Overnight SLP event = minimum 1 background checked adult\* per 10 youth
  - 1 adult male to supervise no more than 10 youth males
  - 1 adult female to supervise no more than 10 youth females
  - Note: adults MAY NOT share sleeping quarters with students unless it is their child or in a bunkhouse/camp cabin setting

\* Must be 21 years or older



# Chaperone-to-Youth Ratio Best Practices

➤ 2, 3, or more background-checked adults per activity.

Consider your ability to:

- Supervise & monitor
- Check in with members regularly
- Allow one adult to tend to an urgent situation while others lead the group

This will change depending on activity setting, agenda, and other factors.

Having 2, 3, or more adult chaperones discourages inappropriate one-on-one engagement and can help hold youth members and other advisors/chaperones accountable to the code of conduct and other program guidelines.





# Safe Virtual SLP Club Events

Like with in-person activities, whether you have three members or 80, we advise at least 2-3 background-checked adults in virtual programs.



# Preventing False Allegations

- Remain in an area where other adults and youth can see you
  - Work in the line of sight of others
  - Don't go into a bathroom alone with a youth (take 2 or more youth, stand outside to supervise)
- Avoid physical contact



# Social Media and Communications

Social Media Connections	Social Media Connections	Social Posts	Photos	Rule of 3
Never initiate, follow, friend, or like posts or pages of individual youth	Connect via an SLP club page/ account and not individual member account	Treat all social posts and interactions as professional and public	Get parent/ guardian permission; never post on personal social media	Avoid 1:1 youth to adult texts, emails, or phone calls by adding a second adult, e.g. another advisor/DA, parent or guardian



# Transportation

## Best Practices

- At least three people in a car
- Youth ride in the back seat/rows
- Get parent/guardian approval prior to transporting
- Follow local school and traffic safety laws
- No texting or using phone while driving



# Medication

- Possession of prescription and non-prescription medications is allowed only with written permission from parent or guardian
- During overnight stays, keep parent or guardian signed medical forms safe and accessible for an emergency



# Reporting Troubling Behaviors

See Something.

Hear Something.

Say Something.



# Stop Imminent Danger

## Step 1

If an individual is in imminent danger, a threat is ongoing or a law is currently being broken, stop the harm from occurring and contact local law enforcement.

Call 911 (or your country's equivalent) if appropriate.



# Contact Event Leader

## Step 2

Contact the event leader (if it's not you). Decide whether you or the event leader will report the incident.





# Call Helpline

YOUTH PROTECTION HELPLINE 866-607-SAFE (7233)

## Step 3

- Put this number in your phone!
- Gather notes before call: i.e., time of incident, information of individuals involved, action that was taken. (This is different from investigating.)
- Helpline is staffed 24/7 by intake professionals at Praesidium Inc. They provide guidance about follow-up and report back to the Kiwanis Youth Protection team.
- Anyone can call Helpline, including members, chaperones, parents and others. Callers may remain anonymous.



# Contact Others

After following Helpline recommendations, including reporting to law enforcement if applicable, contact the following as appropriate.

## Step 4

- Club's Kiwanis advisor and/or faculty advisor
- Club's sponsoring school/community organization
- Kiwanis and/or faculty advisor of other youth involved
- Parent/guardian of affected youth
- Kiwanis International Youth Protection team  
[youthprotection@kiwanis.org](mailto:youthprotection@kiwanis.org)

Follow all local and national reporting laws.



# Address the Incident

Address incident with person/people who made (or are accused of making) the violation as well as the youth who were targeted.

## Step 5

Address it with other youth who witnessed or may have been affected. While protecting privacy of those involved as possible, stop any ripple effects before they happen.

Witnessing abuse can cause real trauma; the Praesidium Helpline can advise in this situation as well.



# Seek Additional Guidance

## Step 6

If you need additional support or guidance, contact your district administrator or district youth protection manager.



# Important Reminders

- **Maintain confidentiality** of the accused, accuser and others.
- **You are not an investigator**, but a support and guide.
- **You are not a judge**; record and report the information to others.



# Culture of Care

Kiwanis Culture of Care initiatives provide students with resources to:

- Prevent bullying
- Be an upstander
- Locate mental health resources
- Understand healthy communications
- Respect personal boundaries
- And more



# Culture of Care

## SLPs Offer Member Training and Awareness

- Curriculum, activities and meeting guides
- Training presented at:
  - Youth Protection webpage
  - ICON training workshops
  - GATC training workshops
  - I-Board Training



# Youth Mental Health

- Depression is the most common mental health disorder among teens
- Rates of depression have increased 45-60% among youth since 2009
- 3 of 4 teens with depression also have diagnosed anxiety and half have behavior problems



Erika's Lighthouse





# Culture of Care

## Mental Health Partners and Resources

### CKI + Active Minds

- Changing the conversation about mental health on college campuses
- Self-care resources



### Key Club + Erika's Lighthouse Beacon of Hope

- Depression education
- Teen empowerment videos
- Teen mental health awareness



### Builders Club/K-Kids + Project Happiness

- Student handbooks
- Videos
- Pay it Forward activity


**Project Happiness**



# Tips for Club Success



CLUB SECRETARIES SHOULD  
CONSISTENTLY MONITOR THE  
BACKGROUND CHECK STATUS OF  
THEIR CLUB'S KIWANIS ADVISORS;  
THIS INFORMATION LIVES IN  
KIWANIS CONNECT



CREATE A PLAN TO REPLACE  
KIWANIS ADVISORS, IF NEEDED



REMIND CLUBS THEY CAN  
BUDGET ANNUALLY FOR THE  
BACKGROUND CHECK EXPENSE;



# Questions & Requests



Backgroundchecks@Kiwanis.org



YouthProtection@Kiwanis.org



CultureofCare@Kiwanis.org

