Portfolio X-Ray®

Benchmark	Market Value
S&P 500 TR USD	$1,028,950.00

Asset Allocation 09-30-2021

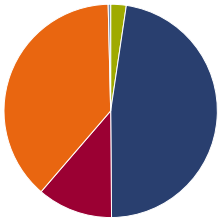

Asset Allocation	Portfolio %	Bmark (%)
Cash	2.35	0.00
US Stocks	47.52	98.99
Non-US Stocks	11.44	1.01
Bonds	38.31	0.00
Other	**0.38**	**0.00**

Stock Analysis 09-30-2021

Stock Sectors

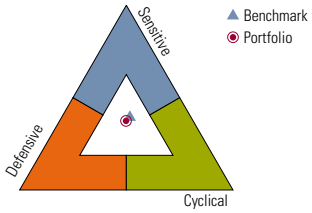

	Portfolio (%)	Bmark (%)
Cyclical	**29.00**	**30.94**
Basic Matls	2.76	2.15
Consumer Cycl	10.00	12.10
Financial Svs	13.41	14.11
Real Estate	2.83	2.58
Sensitive	**42.60**	**47.05**
Commun Svs	5.30	11.29
Energy	2.16	2.75
Industrials	12.06	8.38
Technology	23.08	24.63
Defensive	**28.39**	**22.01**
Consumer Def	8.05	6.21
Healthcare	16.95	13.34
Utilities	3.39	2.46
Not Classified	**0.00**	—

World Regions

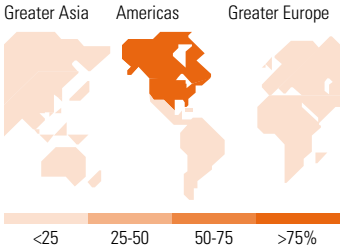

Not Classified: -0.01%

	Portfolio (%)	Bmark (%)
Americas	**81.61**	**98.99**
North America	81.10	98.99
Latin America	0.51	0.00
Greater Europe	**13.23**	**0.82**
United Kingdom	3.26	0.50
Europe-Developed	9.91	0.32
Europe-Emerging	0.00	0.00
Africa/Middle East	0.06	0.00
Greater Asia	**5.17**	**0.19**
Japan	3.32	0.00
Australasia	0.54	0.00
Asia-Developed	1.30	0.05
Asia-Emerging	0.01	0.14
Not Classified	**-0.01**	**0.00**

Bond Analysis for MF, ETF, CEF, UIT & VA only 09-30-2021

Fixed-Income Sectors	Portfolio %
Government	50.08
Municipal	0.24
Corporate	41.70
Securitized	7.88
Cash & Equivalents	0.09
Derivative	0.00

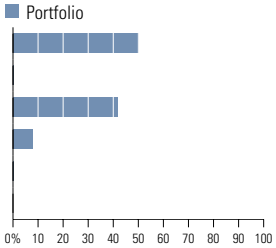

Maturity Breakdown

Effective Maturity	Portfolio (%)
1-3	14.53
3-5	13.52
5-7	20.79
7-10	29.56
10-15	2.68
15-20	2.54
20-30	15.61
>30	0.73

Credit Quality Breakdown

Credit Quality	Portfolio (%)
AAA	57.43
AA	2.67
A	16.78
BBB	22.98
BB	0.00
B	0.00
Below B	0.03
NR	0.11

Investment Style 09-30-2021

	Ltd	Mod	Ext
High	15	36	5
Med	9	25	9
Low	0	0	0

0-10 10-25 25-50 >50

Fixed-Income Style	Portfolio
Effective Duration	6.99
Effective Maturity	8.08

	Value	Blend	Growth
Large	15	32	24
Mid	4	8	10
Small	2	3	2

0-10 10-25 25-50 >50

Equity Style	Portfolio	Bmark
Average Market Cap ($mil)	—	201,739.88
Price/Earnings	25.62	24.09
Price/Book	4.22	4.27
Price/Sales	3.15	3.01
Price/Cash Flow	16.98	17.23

Top 10 Holdings 09-30-2021

Assets %	Name	Type	Category/Sector	Market Value
8.25	Vanguard Interm-Term Corp Bd ETF	ETF	US Fixed Income	84,867.52
5.85	Vanguard Total Bond Market ETF	ETF	US Fixed Income	60,178.80
4.95	iShares TIPS Bond ETF	ETF	US Fixed Income	50,955.00
3.47	Vanguard Value ETF	ETF	US Equity Large Cap Value	35,740.00
2.95	Vanguard Growth ETF	ETF	US Equity Large Cap Growth	30,335.78
2.90	ARK Innovation ETF	ETF	US Equity Mid Cap	29,833.65
2.25	BANK DEPOSIT PROGRAM	—		23,123.43
1.67	iShares Core MSCI EAFE ETF	ETF	Global Equity Large Cap	17,162.08
1.42	US TSY NOTE 2375 24AU15	BND		14,640.36
1.29	Microsoft Corp	ST	Software	13,298.35

©2021 Morningstar. All Rights Reserved. Unless otherwise provided in a separate agreement, you may use this report only in the country in which its original distributor is based. The information, data, analyses and opinions contained herein (1) include the confidential and proprietary information of Morningstar, (2) may include, or be derived from, account information provided by your financial advisor which cannot be verified by Morningstar, (3) may not be copied or redistributed, (4) do not constitute investment advice offered by Morningstar, (5) are provided solely for informational purposes and therefore are not an offer to buy or sell a security, and (6) are not warranted to be correct, complete or accurate. Except as otherwise required by law, Morningstar shall not be responsible for any trading decisions, damages or other losses resulting from, or related to, this information, data, analyses or opinions or their use. Opinions expressed are as of the date written and are subject to change without notice. Investment research is produced and issued by subsidiaries of Morningstar, Inc. including, but not limited to, Morningstar Research Services LLC, registered with and governed by the U.S. Securities and Exchange Commission. This report is supplemental sales literature. If applicable it must be preceded or accompanied by a prospectus, or equivalent, and disclosure statement. Please see important disclosures at the end of this report. IF APPLICABLE, PLEASE REFER HEREIN TO IMPORTANT INFORMATION ABOUT MORGAN STANLEY INVESTMENT ADVISORY PROGRAMS.